

The Explorer System

Order Form



EXPLORER | SOCKET

Colour

<input type="checkbox"/>  white yellow	<input type="checkbox"/>  white red	<input type="checkbox"/>  black red
<input type="checkbox"/>  black yellow	Arm side <input type="checkbox"/> right <input type="checkbox"/> left	Thread <input type="checkbox"/> metric <input type="checkbox"/> inch






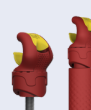
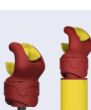


EXPLORER | RING

Colour

<input type="checkbox"/>  red	<input type="checkbox"/>  black	<input type="checkbox"/>  yellow
Size <input type="checkbox"/> for Explorer socket <input type="checkbox"/> for third party socket		Thread <input type="checkbox"/> metric <input type="checkbox"/> inch



EXPLORER | BIKE MODULE

Colour

<input type="checkbox"/>  black R-B	<input type="checkbox"/>  black R-R	<input type="checkbox"/>  black Y-B
<input type="checkbox"/>  black Y-Y	<input type="checkbox"/>  red B-B	<input type="checkbox"/>  red Y-R
<input type="checkbox"/>  red Y-Y	<input type="checkbox"/>  blue R-R	<input type="checkbox"/>  blue Y-Y
Size <input type="checkbox"/> standard	Thread <input type="checkbox"/> metric <input type="checkbox"/> inch	Spacer ____ (mm)

EXPLORER | TWIN MODULE





Colour

<input type="checkbox"/>  black R-B	<input type="checkbox"/>  black R-R	<input type="checkbox"/>  black Y-B
<input type="checkbox"/>  black Y-Y	<input type="checkbox"/>  red B-B	<input type="checkbox"/>  red Y-R
<input type="checkbox"/>  red Y-Y	<input type="checkbox"/>  blue R-R	<input type="checkbox"/>  blue Y-Y
Size* <input type="checkbox"/> standard <input type="checkbox"/> large	Thread <input type="checkbox"/> metric <input type="checkbox"/> inch	Spacer ____ (mm)

* The size should be selected with regard to the handle or bar circumference. See the [Quick Guide for Modules](#).

EXPLORER | BALL MODULE




Colour

<input type="checkbox"/>  red	<input type="checkbox"/>  black
<input type="checkbox"/>  yellow	<input type="checkbox"/>  blue

Size**	Thread	Spacer
<input type="checkbox"/> small <input type="checkbox"/> standard	<input type="checkbox"/> metric <input type="checkbox"/> inch	<input type="text"/> (mm)

EXPLORER | SWIM MODULE

Colour

<input type="checkbox"/>  red	<input type="checkbox"/>  black
<input type="checkbox"/>  yellow	<input type="checkbox"/>  blue

Size**	Thread	Spacer
<input type="checkbox"/> small <input type="checkbox"/> standard	<input type="checkbox"/> metric <input type="checkbox"/> inch	This module has not spacer

EXPLORER | PINCH MODULE

Colour

<input type="checkbox"/>  black R-B	<input type="checkbox"/>  black R-R	<input type="checkbox"/>  red B-B
<input type="checkbox"/>  red B-R	<input type="checkbox"/>  yellow B-B	<input type="checkbox"/>  yellow B-Y

Size	Thread	Spacer***
<input type="checkbox"/> standard	<input type="checkbox"/> metric <input type="checkbox"/> inch	<input type="text"/> (mm)

NOTE
The configuration of the socket and the determination of the spacer length of a module are based on measurement data. Please provide these in the required formats.

If you are using Explorer modules with a third-party socket (not Explorer socket), please enter the required spacer length for each module. The [Quick Guide for third-party sockets](#) provides information on how to determine the spacer length.

Make sure that you order the same thread type for all components so that they are compatible with each other.

Follow the recommendations for using the two Explorer Ring variants. Ring Standard is not compatible with the Explorer socket.

** The size should be selected with regard to the size of the palm. See the [Quick Guide for Modules](#). *** We recommend not using a spacer if the arm length of the affected arm is less than 50% of the unaffected arm.