

Quick Guide | Module

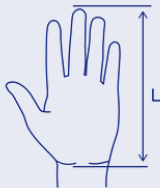
The Explorer System



Module size | Selecting the appropriate size of an Explorer module

Ball Module and Swim Module


- Selection according to hand size
- There are two sizes so that the module fits visually better to the hand of the unaffected arm. The difference in weight is minimal.



- Size 'Small' for a length (L) less than 140 mm
- Size 'Standard' for a length (L) less than 140 mm

Twin Module

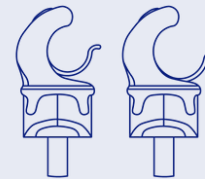
- Selection according to planned activity
- There are two sizes to make the module compatible with different pole circumferences.



- Size 'Standard' for circumferences between 78-100 mm
- Size 'Large' for circumferences between 100-113 mm

Bike Module

- Selection according to handlebar grip
- There is the 'Standard' size, which is offered with two modular tongues. The size recommendation of the tongue is based on the handlebar circumference.

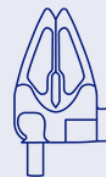


- Size 'Standard' (left) for circumferences between 78-100 mm
- Size 'Large' (right) for circumferences between 100-113 mm

- The rubber coating on the handlebars can vary greatly. Please also check the adhesion to the handlebar so that the module can be released from the handlebar with sufficiently little leverage.

Pinch Module

- The module is only available in the size 'Standard'.



- Currently there is no further configuration

Quick Guide | Module

The Explorer System



Spacer | Selection of the appropriate spacer length for an Explorer module

No use of a spacer length

- If the arm stump together with the socket already corresponds to the full length of the contralateral forearm (socket extends to where the wrist would be), then no additional length compensation is necessary.
- See also chapter 5 of the socket guide

Calculating the spacer length

- If the Explorer socket is to be used, macu4 calculates the spacer length based on a configuration table (see [Quick Guide | Socket](#)) and the scans and/or photos provided.
- Use of a spacer according to length difference
 - Ball Module > 79 mm
 - Bike Module > 73 mm
 - Pinch Module > 65mm
 - Swim Module always without Spacer
 - Twin Module > 62 mm
- See [Quick Guide | Foreign Shaft](#) if an Explorer module is to be used with a foreign shaft

Coupling | Selection of the appropriate thread of an Explorer module

General

- Each module is configurable with two different thread types
 - metric (12x1.5) and inch (1/2"-20)
- The length of the screw neck from the lower edge of the module is as follows
 - Ball Module 24 mm (metric) and 25.75 mm (inch)
 - Bike Module 24 mm (metric) and 25.75 mm (inch)
 - Pinch Module 24 mm (metric) and 24.5 mm (inch)
 - Swim Module 24 mm (metric) and 25.75 mm (inch)
 - Twin Module 24 mm (metric) and 25.75 mm (inch)

Documents | helpful detailed information



- [Quick Guide | Socket](#)
- [Quick Guide | 3rd party socket](#)
- [Measurement Instructions | Photo](#)
- [Instructions for Use | Module](#)
- [Instructions for Use | Socket](#)