

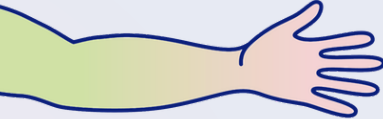
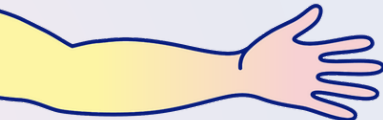
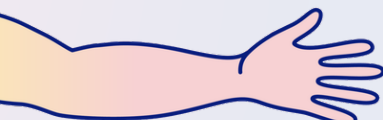
Quick Guide | Assessment checklist



The Lynk System

How to use this guide

Evaluate the suitability of the Lynk System for your patient based on their functional needs. Use the table below to identify the appropriate user profile. Look up in the assessment column how the Lynk System could be considered as aid.

	User profile	Example	Add-Ons	Assessment
	People with impairments of the wrist and/or hand, while the function of the elbow and shoulder is unrestricted.	Peripheral nerve lesion	In cases of flaccid paralysis or spasticity in the wrist or hand, the Rest Module allows for additional hand positioning.	Suitable With full arm and shoulder control, the system can support users with isolated functional limitations of the hands or wrists.
	People with impairments of the wrist and/or hand, while the function of the elbow and shoulder is unrestricted.	Rheumatoid arthritis of the upper extremity		Partially suitable With slight arm and shoulder limitations, the system can support light, guided activities such as eating or simple food preparation.
	People with impairments of the wrist and/or hand, as well as significant limitations of shoulder and elbow function.	High cervical SCI		Selectively suitable With severe arm and shoulder limitations, use is restricted to selected, highly controlled activities.